

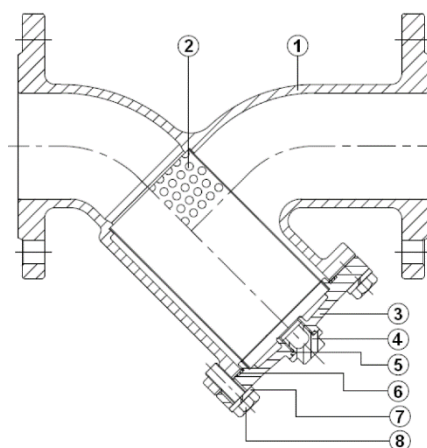
Schmutzfänger Baureihe ARTESF

Size : DN15 to DN200
Connection : Flanges RF PN10/16
Min Temperature : -20°C
Max Temperature : +200°C
Max Pressure : 16 Bars
Specifications : Removable stainless steel filter
 Bolted bonnet with draining cap
 PTFE gaskets
 ATEX

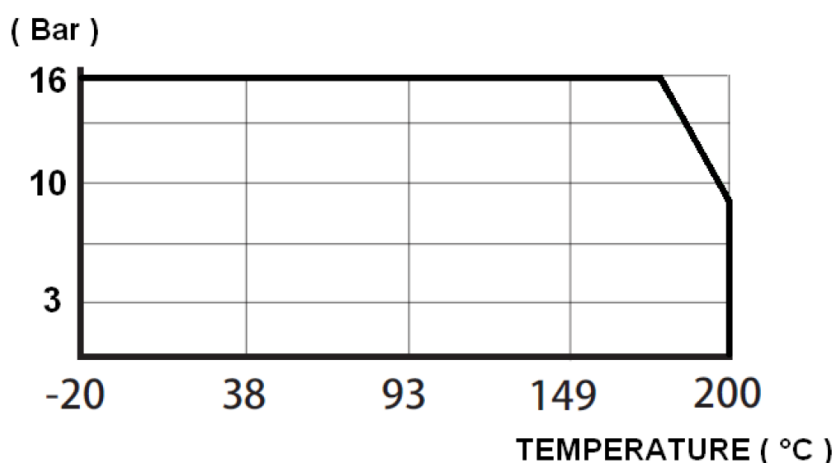


Materials : Stainless steel EN 1.4408

Item	Designation	Materials
1	Body	EN 1.4408
2	Filter	AISI 304
3	Bonnet	EN 1.4408
4	Draining cap	
5	Gasket	PTFE
6	Bonnet gasket	PTFE
7	Washer	AISI 304
8	Screw	



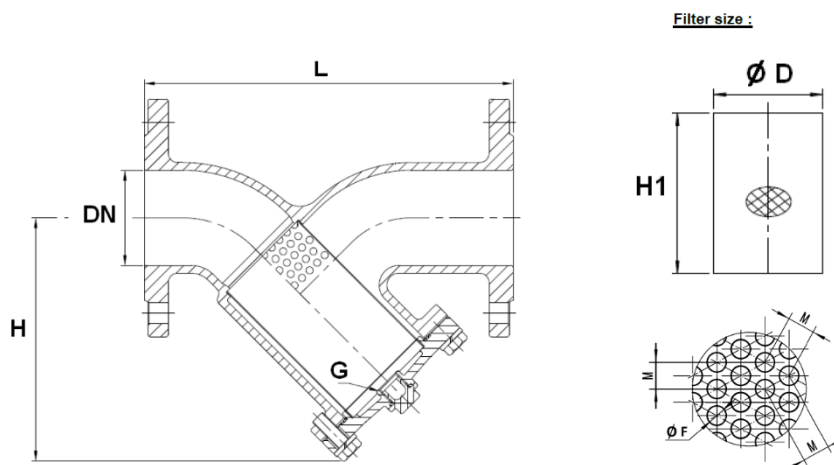
PRESSURE / TEMPERATURE GRAPH (STEAM EXCLUDED) :



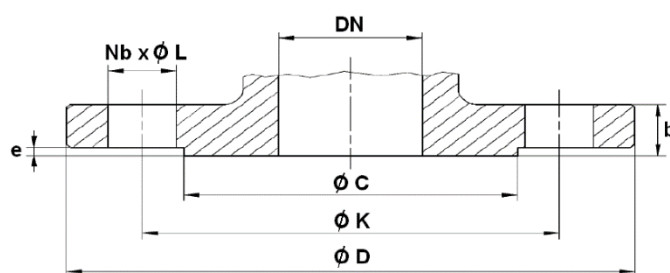
FLOW COEFFICIENT Kv (M3 / h) :

DN	15	20	25	32	40	50	65	80	100	125	150	200
Kv (m3/h)	2.59	6.05	12.1	17.3	27.7	56.2	85.5	138.4	259.5	415.1	605.4	882.3

Schmutzfänger Baureihe ARTESF



DN	15	20	25	32	40	50	65	80	100	125	150	200
L	130	150	160	180	200	230	290	310	350	400	480	600
H	85	85	112	114	132	150	185	200	232	274	328	410
G (drain)	1/2"	1/2"	1/2"	1/2"	1/2"	1/2"	1/2"	1/2"	3/4"	3/4"	3/4"	3/4"
Ø D	18	23	29	40	43	54	68	84	103	130	154	208
H1	57	55	88	82	100	103	135	150	159	220	250	300
Mesh (Ø F)	0.8						1			3		
M	1.8						2			4		
Weight (Kg)	2	2.7	3.5	5	6.1	8.1	12.3	15.5	22	30	45.1	77.1
Ref.	240015	240020	240025	240032	240040	240050	240065	240080	240100	240125	240150	240200



DN	15	20	25	32	40	50	65	80	100	125	150	200
Ø C	45	58	68	78	88	102	122	138	158	188	212	268
Ø D	95	105	115	140	150	165	185	200	220	250	285	340
Ø K	65	75	85	100	110	125	145	160	180	210	240	295
Nb x Ø L	4 x 14	4 x 14	4 x 14	4 x 18	4 x 18	4 x 18	4 x 18	8 x 18	8 x 18	8 x 18	8 x 22	12 x 22
b	14	16	16	16	16	18	18	20	20	22	22	24
e	2	2	2	2	3	3	3	3	3	3	3	3