

Rückschlagventil Baureihe ARTRVEM

mit Innengewinde

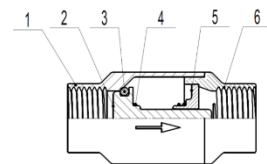
Size: DN1/4" to DN4"
Connection: Female BSP
Min Temperature: -10°C
Max Temperature: +150°C
Max Pressure: 16 Bars
Specifications: Disc with spring type
 All positions
 Short length



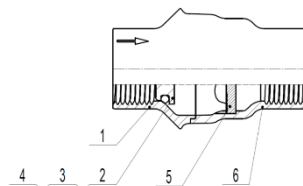
Materials: Stainless steel AISI 316

| Item | Designation | Materials |
|------|--------------|-----------|
| 1 | Body | AISI 316 |
| 2 | Disc | |
| 3 | Gasket | Green FPM |
| 4 | Spring | AISI 316 |
| 5-6 | Seat and end | |

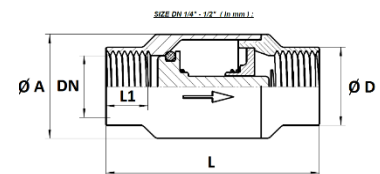
DN 1/4" - 1/2"



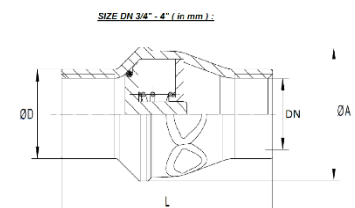
DN 3/4" - 4"



| DN | 1/4" | 3/8" | 1/2" |
|----------------|------|------|------|
| L | 66 | 66 | 66 |
| L1 | 13 | 13 | 13 |
| Ø A | 32 | 32 | 32 |
| Ø D | 18 | 22 | 24 |
| Weight (in Kg) | 0.15 | 0.16 | 0.15 |



| DN | 3/4" | 1" | 1"1/4" | 1"1/2" | 2" | 2"1/2" | 3" | 4" |
|----------------|------|------|--------|--------|------|--------|-------|-------|
| L | 72 | 83 | 105 | 115 | 125 | 145 | 162.5 | 189.5 |
| Ø A | 45 | 55 | 70 | 76 | 89 | 109 | 132 | 168 |
| Ø D | 30 | 36 | 45.5 | 51 | 64 | 80 | 93 | 120 |
| Weight (in Kg) | 0.18 | 0.26 | 0.53 | 0.64 | 1.03 | 1.43 | 2.6 | 5.2 |



Rückschlagventil Baureihe ARTRVEM

OPENING PRESSURE (in mbar) :

| DN | Opening pressure (mbar) |
|-------|-------------------------|
| 1/4" | 250 |
| 3/8" | 250 |
| 1/2" | 300 |
| 3/4" | 350 |
| 1" | 350 |
| 1"1/4 | 400 |
| 1"1/2 | 500 |
| 2" | 500 |
| 2"1/2 | 700 |
| 3" | 1000 |
| 4" | 1000 |